



In 2010 Massachusetts 11 Centers for Independent Living provided services to **18,351** persons with disabilities.

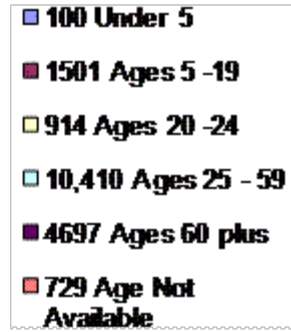
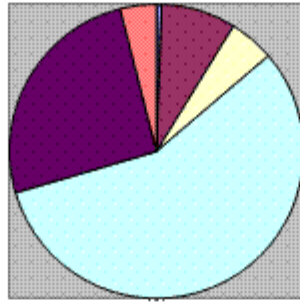
Many associate the centers as working with individuals either in danger of entering Nursing Facilities or attempting to leave them. This is only one of many services provided by centers.

Although centers helped 192 individuals statewide relocate from nursing facilities in 2010 saving the Commonwealth \*\* \$6,080,640. An additional 183 are working on this goal today for a projected savings the Commonwealth of \$5,795,610 in 2011.


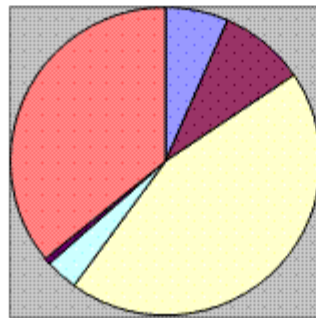
Centers provided core services of Information & Referral, Advocacy, Skills Training & Peer Counseling to an additional 17,976 individuals.

Governor Patrick is proposing a cut of \$550,000 or 12% specifically to Independent Living Services in the consolidated 4120-1000 line item of the 2012 budget. This will reduce access to services for person with disabilities & force centers to eliminate jobs which persons with disabilities now fill. This fly's in the face of the administration's commitment to "Community First" & "Massachusetts as a Model Employer of Persons with Disabilities".

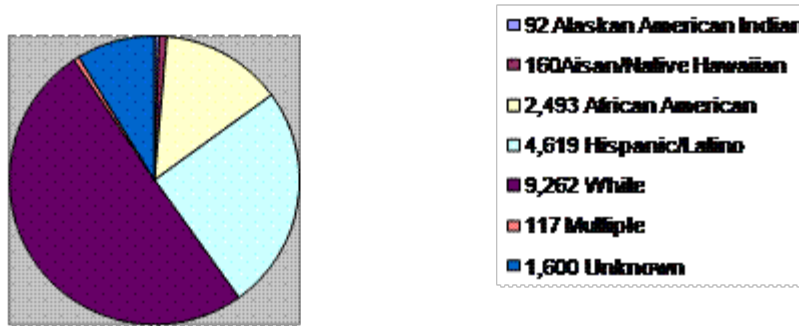
Services provided by Centers for Independent Living are not based on age. They are available to any person with a disability.



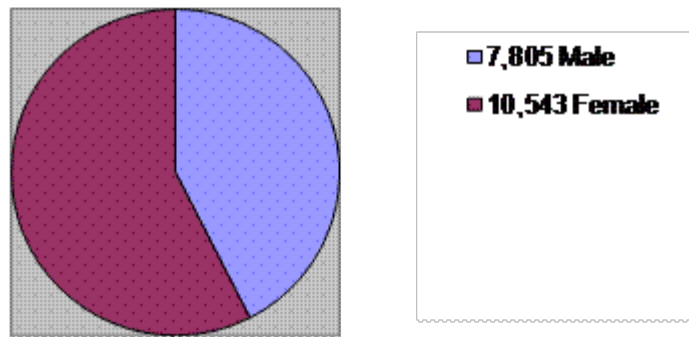
Services are provided on a Cross Disability basis serving a diverse range individuals throughout the Commonwealth.



Centers for Independent Living are Cross Cultural serving all ethnicity groups found in the Commonwealth.



Services are provided to both men & women.



\* In 2010, consumers received the following services provided by Centers for Independent Living;

Services	Individual services provided
Advocacy/Legal Services	2,152
Assistive Devices/Equipment Services	379
Communication Services	107
Housing, Home Modifications, and Shelter Services	1,150
Independent Living Skills Training	7,352
Information & Referral Services	13,245
Peer Counseling Services	1,954
Personal Assistance Services	7,436
Vocational Services	78
Recreational Services	682
Transportation Services	215

Youth Transition Services	504
Other Services	8,709
Total individual services provided	43,963

***The Independent Living Movement has long recognized that to be a part of the community a person with a disability must have the opportunity to live, work and move about in the community. The accomplishments highlighted above all serve this purpose.***

\* Data provided from the 2010 704 report, filed jointly by the Massachusetts Rehabilitation Commission, Massachusetts Commission for the Blind & The Massachusetts Statewide Independent Living Council with the U.S. Dept of Education Office of Special Education & Rehabilitative Services, Rehabilitation Services Administration in January 2011.

\*\* Based on average cost per day paid by MassHealth for Nursing Home Care (\$158.00), minus average cost for same services provided in an individual's home (\$71.23).